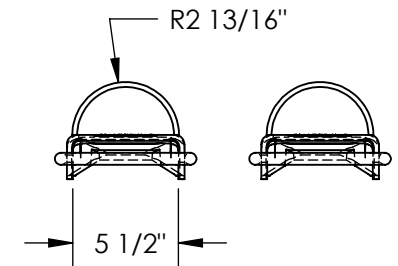
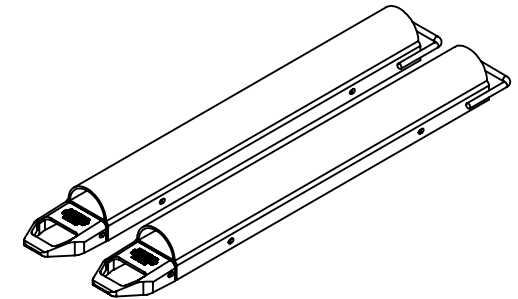
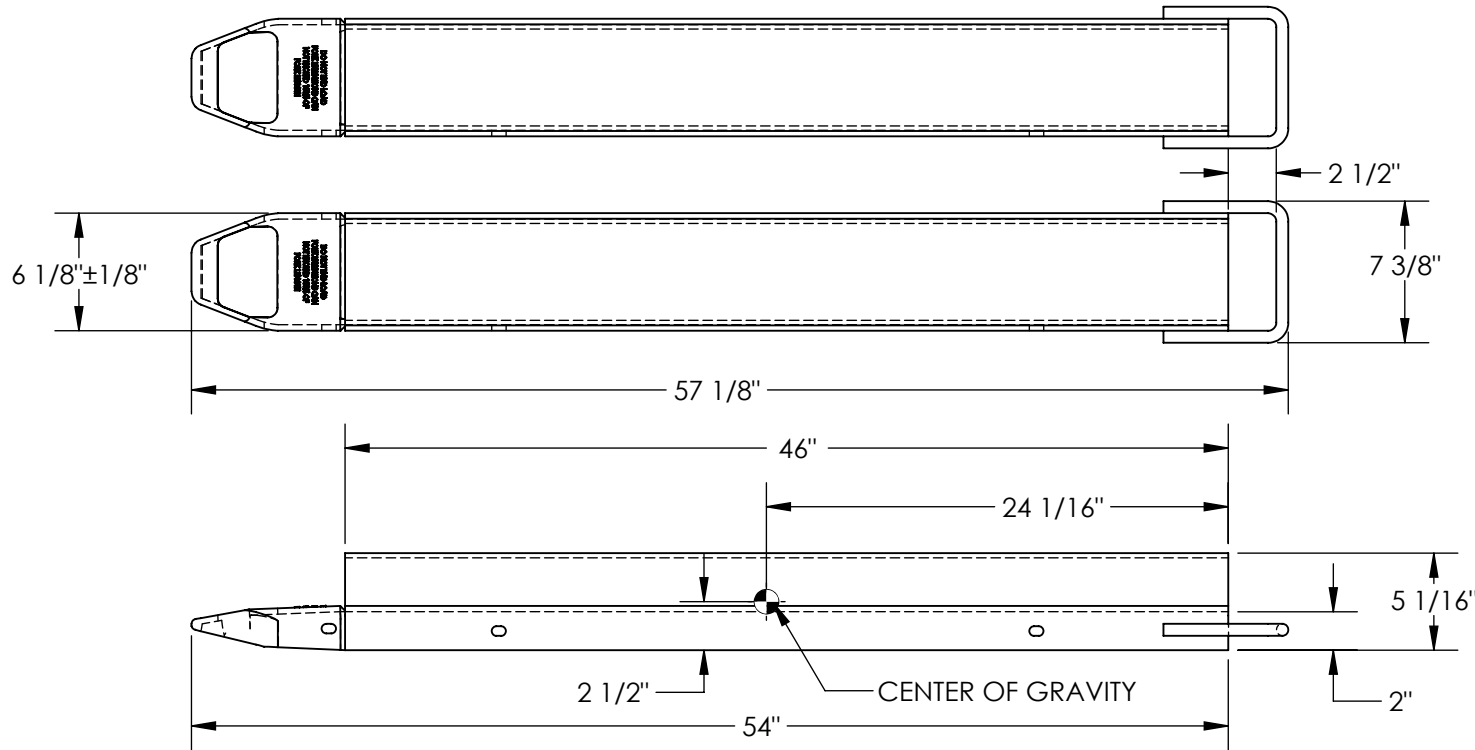


FORK EXTENSIONS - FE-5-54-R

APPROX WEIGHT: 147.39 lbs.
 DOES NOT INCLUDE WEIGHT OF POWER OR PACKAGING!!!

*** ANY ADDITIONS, DELETIONS, OR OMISSIONS MUST BE CORRECTED ON THIS DRAWING AS THIS DRAWING WILL BE CONSIDERED ALL INCLUSIVE ***

ALL GRAPHICS PROVIDED ARE FOR REFERENCE ONLY. IF CERTAIN DIMENSIONS ARE CRITICAL PLEASE VERIFY THOSE DIMENSIONS WITH YOUR SALESPERSON



STANDARD FEATURES

- MODEL NUMBER IS FE-5-54-R
- FORK EXTENSION WIDTH: 6 1/8"±1/8"
- OVERALL WIDTH W/ LOOP: 7 3/8"
- USABLE WIDTH: 5 1/2"
- OVERALL LENGTH: 57 1/8"
- USABLE LENGTH: 46" / 54"
- FITS 5" WIDE x 2" MAX. THICKNESS FORK
- SOLID STEEL CONSTRUCTION
- TOUGH BAKED IN POWDER COATED YELLOW FINISH
- APPROX. WEIGHT / LOST LOAD = 147.39 LBS. PER PAIR
- MINIMUM EFFECTIVE THICKNESS = LESS THAN 1"
- CAPACITY = 4,000 # PER PAIR, EVENLY DISTRIBUTED
- FORK EXTENSIONS DO NOT CHANGE THE LOAD CENTER OF EXISTING FORK TRUCK.
- NEVER EXCEED LOAD CENTER RATING PER FORK TRUCK MANUFACTURER'S GUIDELINES.
- DO NOT USE THESE FORK EXTENSIONS IF LOAD WILL EXCEED FORK TRUCK MANUFACTURER'S LOAD CENTER RATING.
- FORK EXTENSIONS MUST NOT EXCEED 150% ORIGINAL FORK LENGTH.

SPECIAL FEATURES

NONE

DIMENSION TOLERANCE ± 1/4"

APPROVAL	I, THE UNDERSIGNED, AGREE THAT THE PRODUCT AS REPRESENTED SATISFIES DESIGN AND DIMENSION REQUIREMENTS. I ALSO ACKNOWLEDGE MY DUTY TO CONFIRM PRODUCT AND INSTALLATION COMPLIANCE WITH ALL APPLICABLE FEDERAL, STATE AND LOCAL REGULATIONS AND STANDARDS.	
	ANY MODIFIED UNITS ARE NON-RETURNABLE	
	[] As drawn [] As marked	
Signed: _____		Date: _____
Printed Name: _____		
LEAD TIME WILL START UPON RECEIPT OF SIGNED APPROVAL DRAWING		

FOR INTERNAL USE ONLY PROJECT SIGN OFF	
SALES	
ENG.	
FAB.	
POWER	

DISTRIBUTOR'S NAME:		P.O.#
VESTIL MANUFACTURING		X
		W.O.#
DRAWN BY: SR		X
DATE: 5/5/10		SALES: X
REFERENCE: X	SCALE: 1:10	FILE NAME:
QUOTED LEAD TIME: X	QUOTE # X	08-007-223